



FEATURES

- ◆ Internal silver printed layers and magnetic shielded structures to minimize crosstalk
- ◆ Perfect effect for EMI suppression at high frequency ($\geq 1\text{GHz}$) due to its high impedance
- ◆ Four types material and wide range of impedance values for various applications

APPLICATIONS

- ◆ High frequency noise suppression in electric equipments such as computer and peripheral devices, DVD, cameras, LCD TVs, communication equipments, OA equipments.

PRODUCT IDENTIFICATION

HPCB = **FK** **H** **1608** **T** **301** **F** **XX**
 A B C D E F G H

A

Type	
HPCB	Chip Ferrite Bead for High Frequency

B

FK	Material Code
F=ferrite	G, K, D, U

C

Feature Code	
H	High frequency

D

External Dimensions (L×W) (mm)	
1005 [0402]	1.0×0.5
1608 [0603]	1.6×0.8

E

Packing	
T	Tape & Reel

F

Nominal Impedance	
Example	Nominal Value
301	300Ω
102	1000Ω

G

Hazardous Substance Free Products
F

H

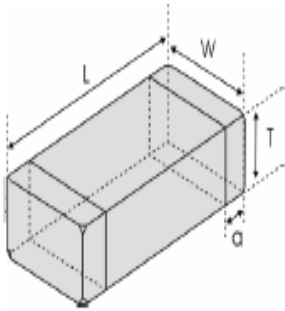
Internal Code
XX

The data is reference only. Customers should verify actual device performance in their specific applications. Specifications are subject to change without notice. Please check our website for latest information. <http://www.ftind.com>



SHAPE AND DIMENSIONS

Unit: mm [inch]



Type	L	W	T	A
HPCB-1005 [0402]	1.0±0.15 [.039±006]	0.5±0.15 [.020±006]	0.5±0.15 [.020±006]	0.25±0.1 [.010±004]
HPCB-1608 [0603]	1.6±0.15 [.063±006]	0.8±0.15 [.031±006]	0.8±0.15 [.031±006]	0.3±0.2 [.012±008]

SPECIFICATIONS

HPCB-1005 TYPE

Part Number	Impedance		Max. DC Resistance	Max. Rated Current	Thickness
	@ 100MHz	@ 1GHz Min.			
Units	Ω		Ω	mA	mm [inch]
Symbol	Z		DCR	Ir	T
HPCB-FGH1005T121F	120±25%	500	0.70	300	0.5±0.15 [.020±.006]
HPCB-FGH1005T221F	220±25%	900	1.00	250	
HPCB-FDH1005T221B01F	220±25%	300	0.50	300	
HPCB-FDH1005T301F	300±25%	400	1.00	100	
HPCB-FDH1005T601F	600±25%	700	1.50	100	
HPCB-FDH1005T102F	1000±25%	900	1.80	50	
HPCB-FKH1005T181F	180±25%	400	1.00	100	
HPCB-FKH1005T301F	300±25%	600	1.10	100	
HPCB-FKH1005T471F	470±25%	900	1.30	100	
HPCB-FKH1005T601B01F	600±25%	1100	0.85	300	
HPCB-FKH1005T102B01F	1000±25%	1200	1.25	250	
HPCB-FKH1005T152F	1500±25%	1400	2.20	50	
HPCB-FKH1005T182B03F	1800±25%	1620	2.20	200	
HPCB-FUH1005T601B02F	600±25%	600	0.70	300	
HPCB-FUH1005T102B01F	1000±25%	900	1.10	250	

The data is reference only. Customers should verify actual device performance in their specific applications. Specifications are subject to change without notice. Please check our website for latest information. <http://www.ftind.com>



SPECIFICATIONS

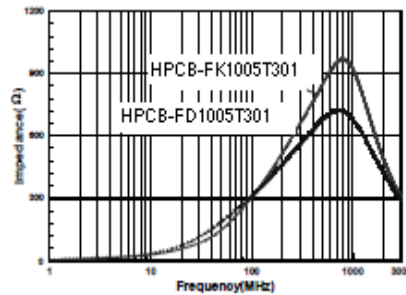
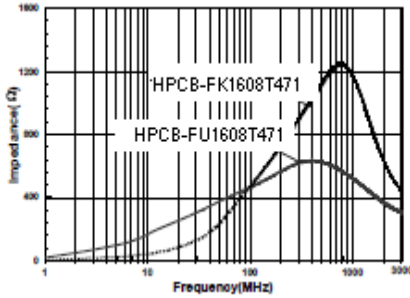
HPCB-1608 TYPE

Part Number	Impedance		Max. DC Resistance	Max. Rated Current	Thickness
	@ 100MHz	@ 1GHz Min.			
Units	Ω		Ω	mA	mm [inch]
Symbol	Z		DCR	Ir	T
HPCB-FKH1608T471F	470±25%	700	1.20	100	0.8±0.15 [.031±.006]
HPCB-FKH1608T601F	600±25%	850	1.50	100	
HPCB-FKH1608T102F	1000±25%	1100	1.8	50	
HPCB-FUH1608T181F	180±25%	180	0.55	200	
HPCB-FUH1608T301F	300±25%	300	0.75	200	
HPCB-FUH1608T471F	470±25%	400	0.85	200	
HPCB-FUH1608T601F	600±25%	450	1.00	200	
HPCB-FUH1608T102F	1000±25%	750	1.60	100	

※□: Products with other electrical characteristics can be provided upon customer's request. Please contact your local sales.

D, K, U Material Comparison

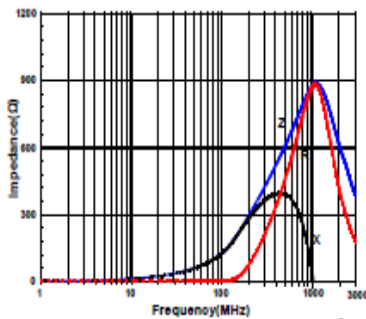
TYPICAL ELECTRICAL CHARACTERISTICS



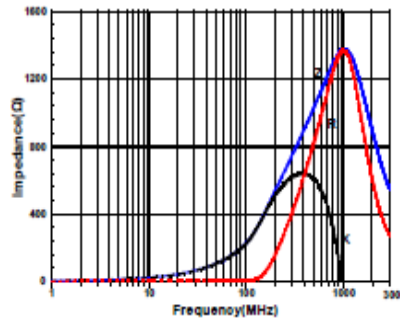
DETAIL ELECTRICAL CHARACTERISTICS

HPCB-1005 TYPE

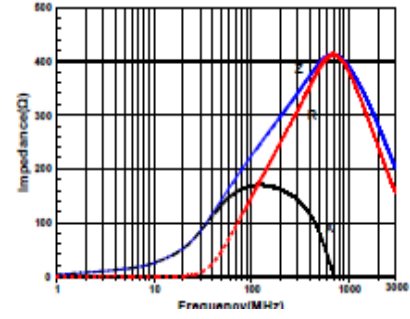
HPCB-FGH1005T121



HPCB-FGH1005T221



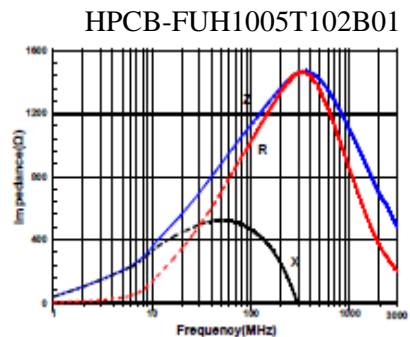
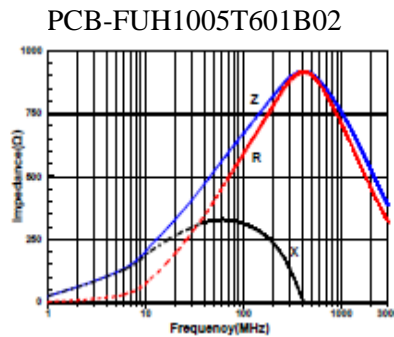
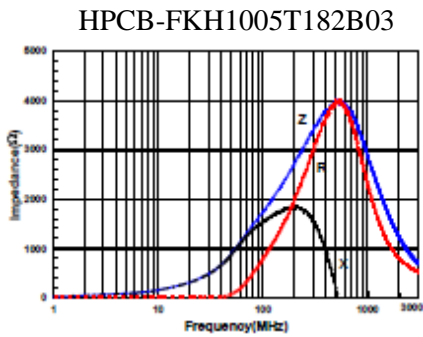
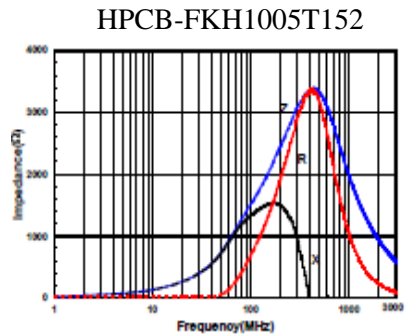
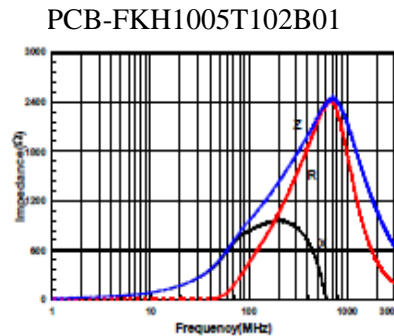
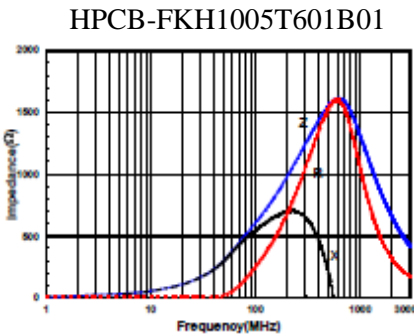
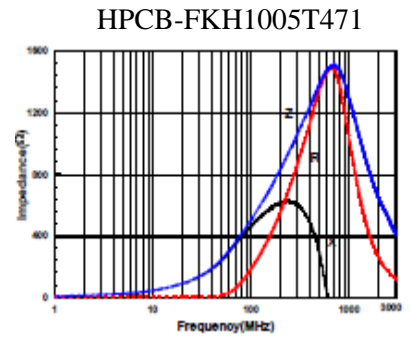
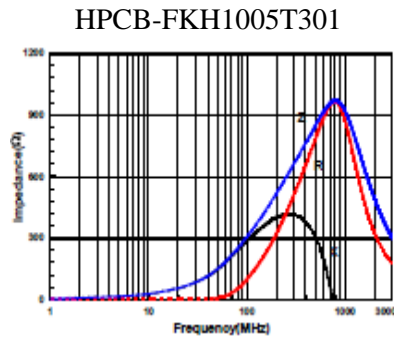
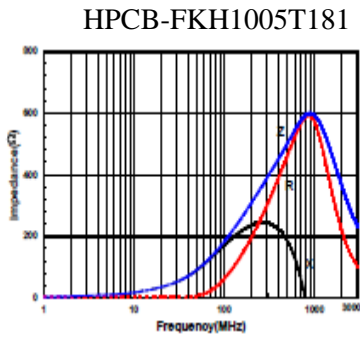
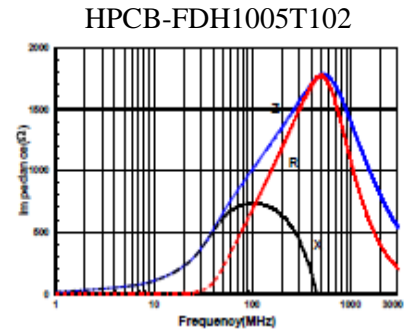
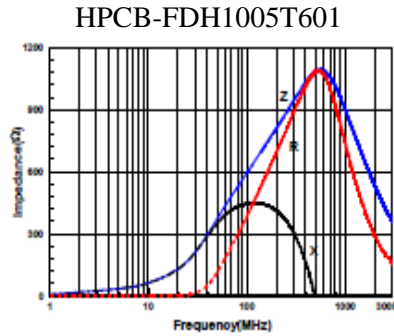
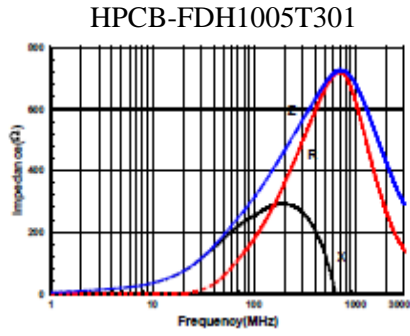
HPCB-FDH1005T221B01



The data is reference only. Customers should verify actual device performance in their specific applications. Specifications are subject to change without notice. Please check our website for latest information. <http://www.ftind.com>



DETAIL ELECTRICAL CHARACTERISTICS

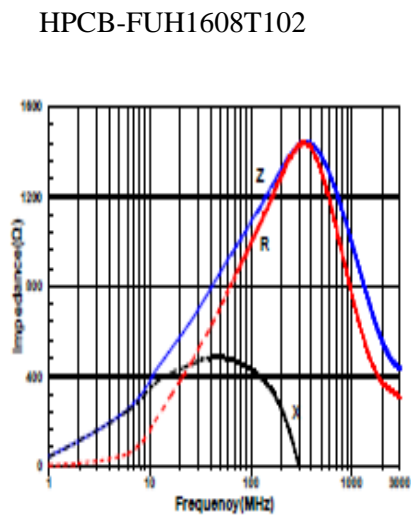
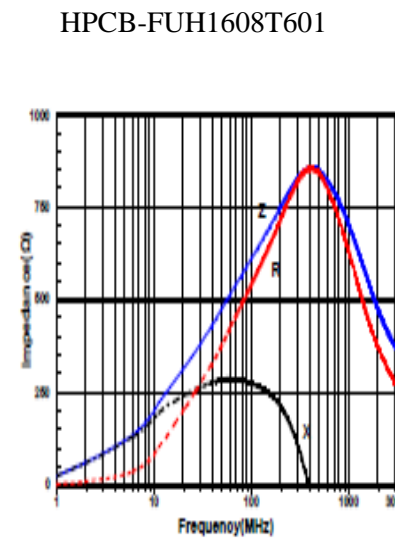
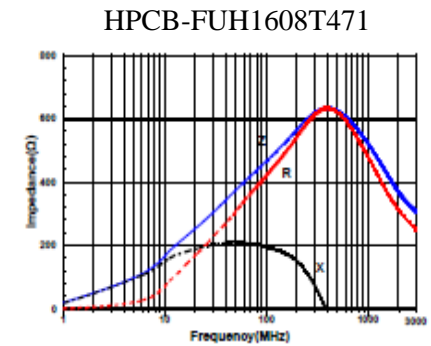
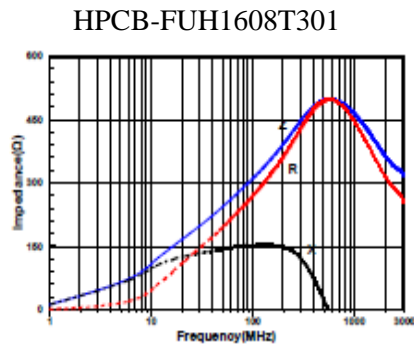
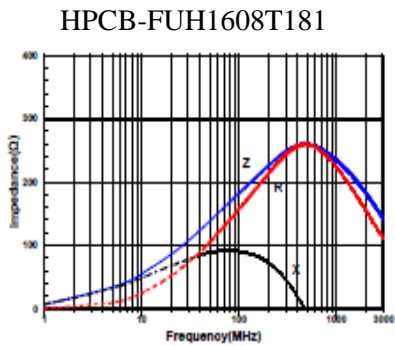
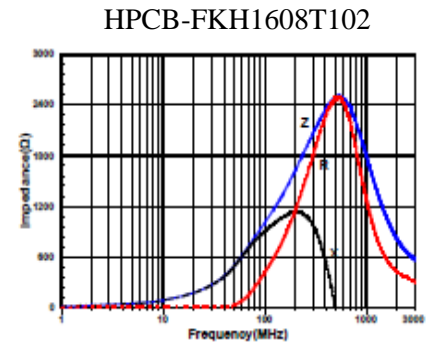
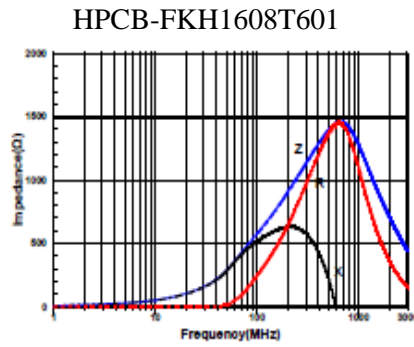
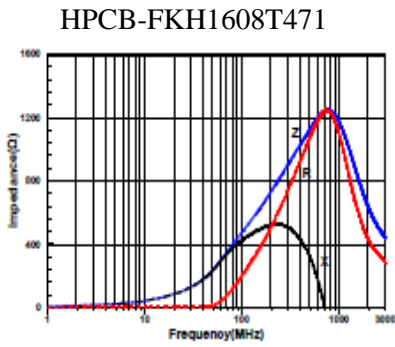


The data is reference only. Customers should verify actual device performance in their specific applications. Specifications are subject to change without notice. Please check our website for latest information. <http://www.ftind.com>



DETAIL ELECTRICAL CHARACTERISTICS

HPCB-1608 TYPE



The data is reference only. Customers should verify actual device performance in their specific applications. Specifications are subject to change without notice. Please check our website for latest information. <http://www.ftind.com>